

Model 1424 Medium Power Coaxial Termination

dc to 12.4 GHz
5 Watt

Type N Connector



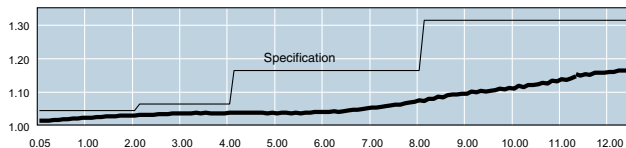
Features

- Quality Connectors - Choice of male or female N connector that mate nondestructively with connector manufactured in accordance with MIL-C-39012.
- Rugged Construction.

Specifications

NOMINAL IMPEDANCE: 50 Ω
FREQUENCY RANGE: dc to 12.4 GHz

MAXIMUM SWR:	
Frequency (GHz)	SWR
dc - 2	1.03
2 - 4	1.05
4 - 8	1.15
8 - 12.4	1.30



Typical 1424-3 SWR Performance

POWER RATING: 5 watts **average** @ 25°C ambient temperature, derated linearly to 0 watts @ 125°C. 5 kilowatts **peak** (5 μsec pulse width; 0.05 % duty cycle)
TEMPERATURE RANGE: -55°C to +125°C

TEST DATA: Test data supplied at dc resistance and SWR at 2.0, 4.0, 8.0, and 12.0 GHz. Other test data can be provided at additional cost.

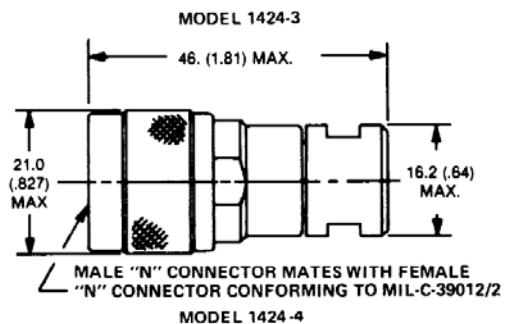
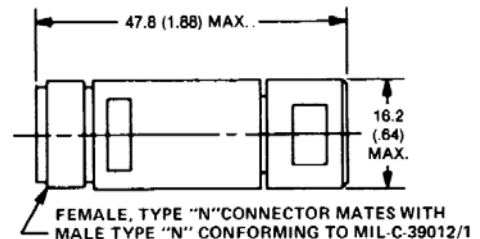
CONNECTOR: Type N connector per MIL-STD-348 interface dimensions - mate nondestructively with MIL-C-39012 connector.

Connector Options	Type/Description
3	Type N, Female
4	Type N, Male

CONSTRUCTION: Stainless steel connector; gold plated beryllium copper contacts

WEIGHT: Net 60 g (2 oz)

PHYSICAL DIMENSIONS:



NOTE: All dimensions are given in mm (inches) and are maximum, unless otherwise specified.