

Models 1406A & 1408 Subminiature Coaxial Termination

dc to 18.0 GHz
2 Watts

Ruggedized SMA Connector



Features

Models 1406A & 1408 are general purpose subminiature terminations that operate in the frequency range of dc to 18 GHz but are usable to 26.5 GHz.

- /// **Low SWR** - Model 1406A has low VSWR across its operating range (typical SWR is less than specified). The Model 1408 has ultra-low SWR to 18 GHz (usable to 26.5 GHz).
- /// **Subminiature Size and Lightweight** - All models are approximately 0.5 inches long, and weigh less than 3 grams with male connector and 1.5 grams with female connector.
- /// **Rugged Construction.**

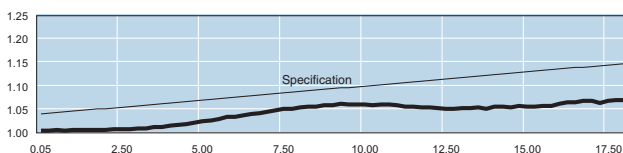
Specifications

NOMINAL IMPEDANCE: 50 Ω

FREQUENCY RANGE: dc to 18.0 GHz

POWER RATING: 2 Watts average @ 25 C ambient temperature derated linearly to 0.2 watt @ 125 °C. 500 watts peak (5 μsec pulse width; 0.2% duty cycle).

MAXIMUM SWR:	
Model	SWR
1406A	1.05 + 0.009f (GHz)
1408	1.04 + 0.006f (GHz)



Typical M1408 SWR Performance

TEMPERATURE RANGE: -54°C to +105°C

TEST DATA: SWR Testing performed across the frequency band. Test data is available at additional cost.

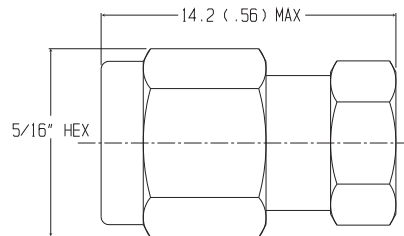
CONNECTOR: SMA connector per MIL-STD-348 interface dimensions - mate nondestructively with MIL-C-39012 connector. Choice of male or female connector. When ordering, prefix model number with M for male and F for female.

CONSTRUCTION: Gold plated beryllium copper contacts with passivated stainless steel.

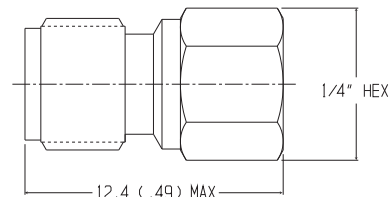
WEIGHT: Male Connector: 2.8 g (0.1 oz)
Female Connector: 1.4 g (0.05 oz)

PHYSICAL DIMENSIONS:

M1406 / M1408:



F1406 / F1408:



NOTE:

1. All dimensions are given in mm (inches) and are maximum, unless otherwise specified.
2. Unit available with RoHS compliant materials, specify when ordering.