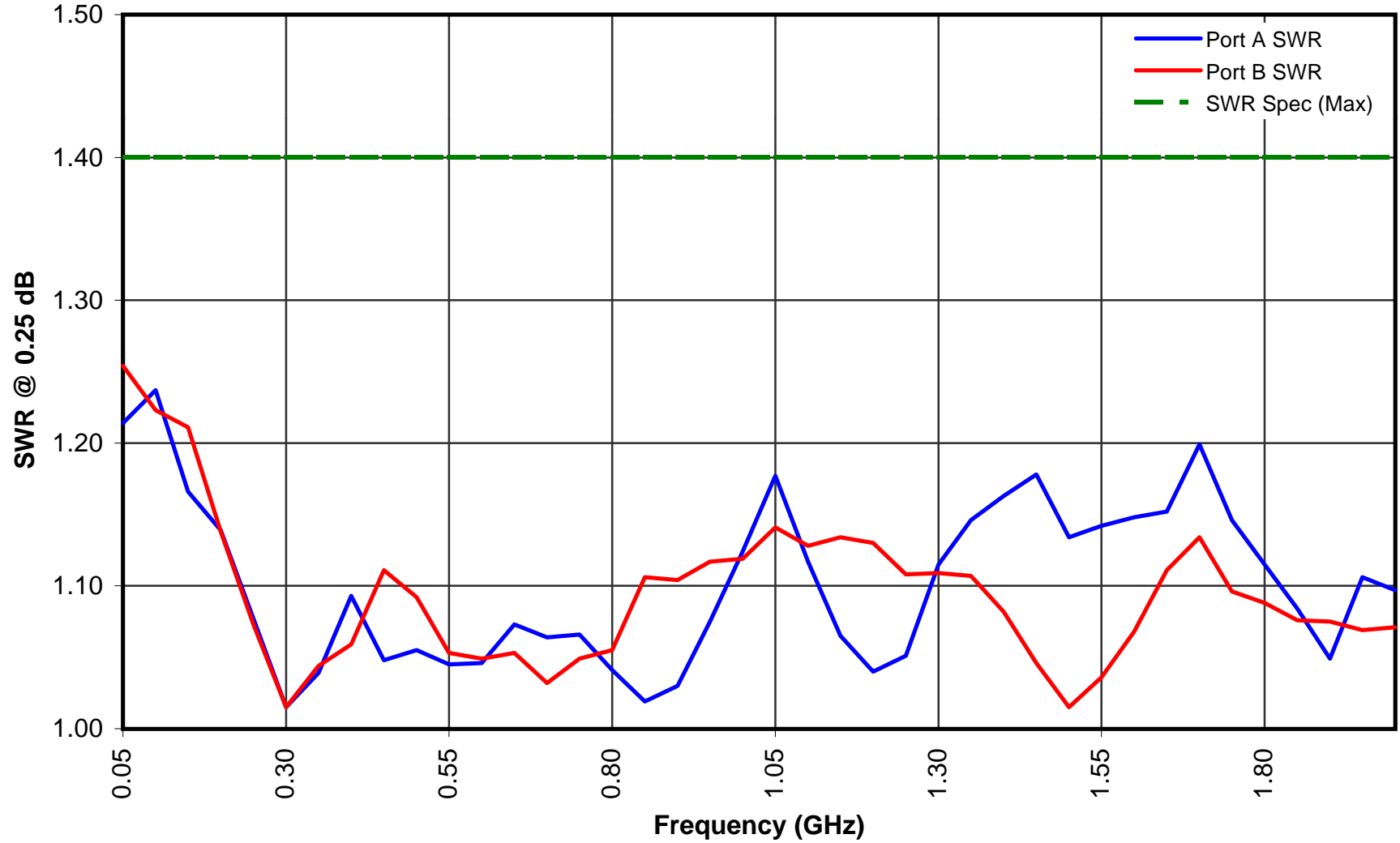


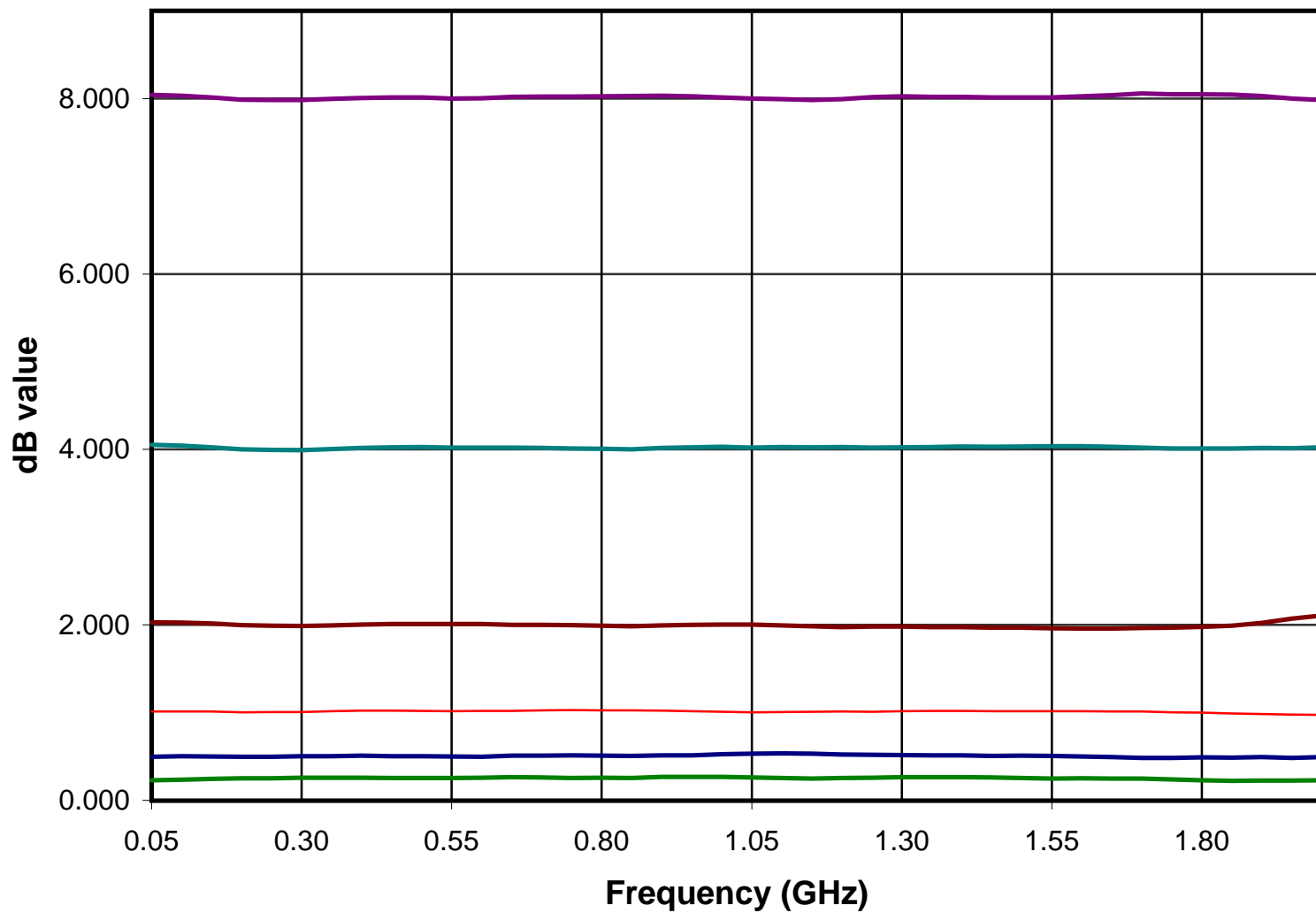
# SWR for 8310-37-2-F series

Attn Range: 63.75/0.25 dB



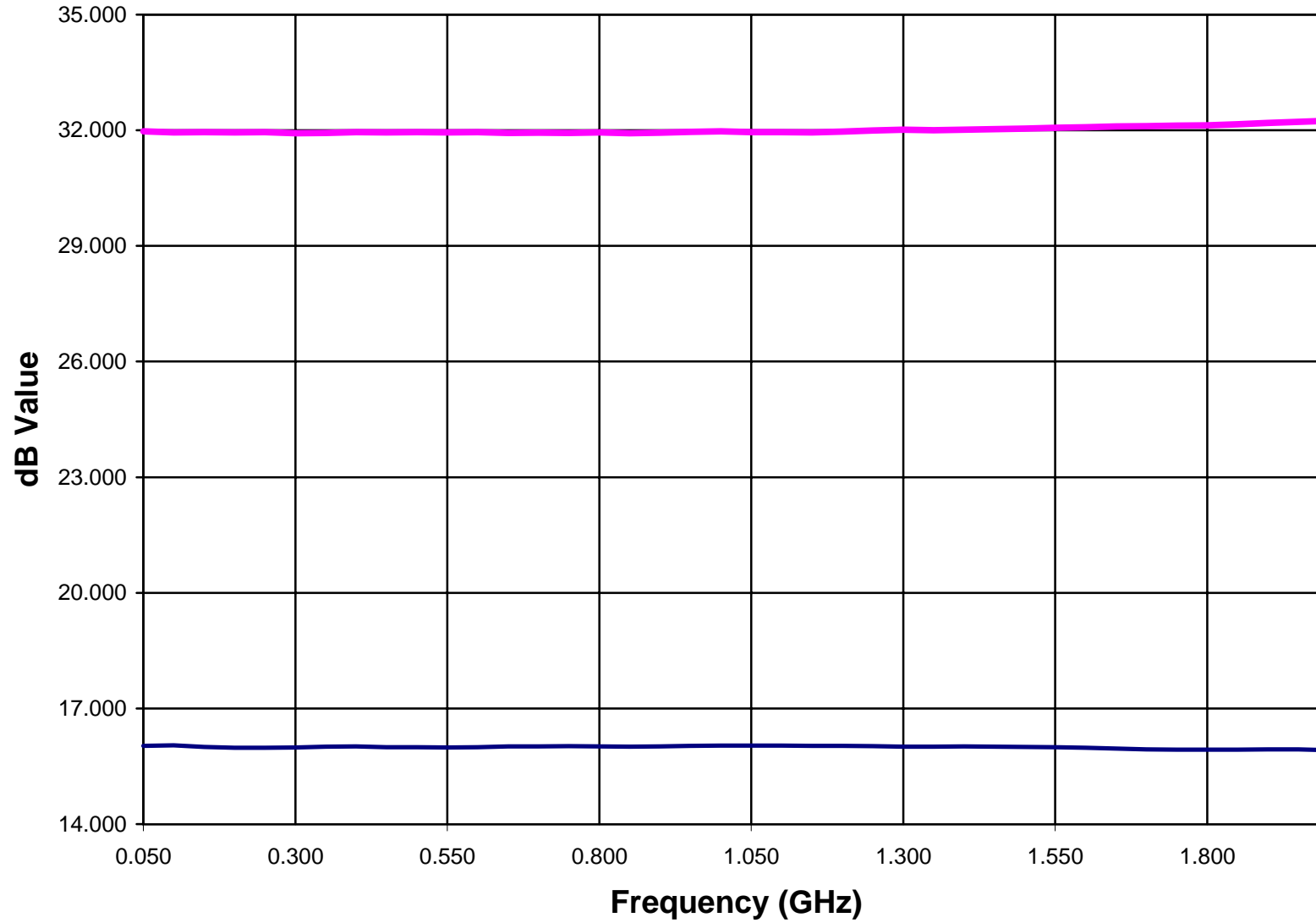
## Typical Measured Incremental Attenuation Performance

- 0.25 dB Cell
- 0.50 dB Cell
- 1 dB Cell
- 2 dB Cell
- 4 dB Cell
- 8 dB Cell



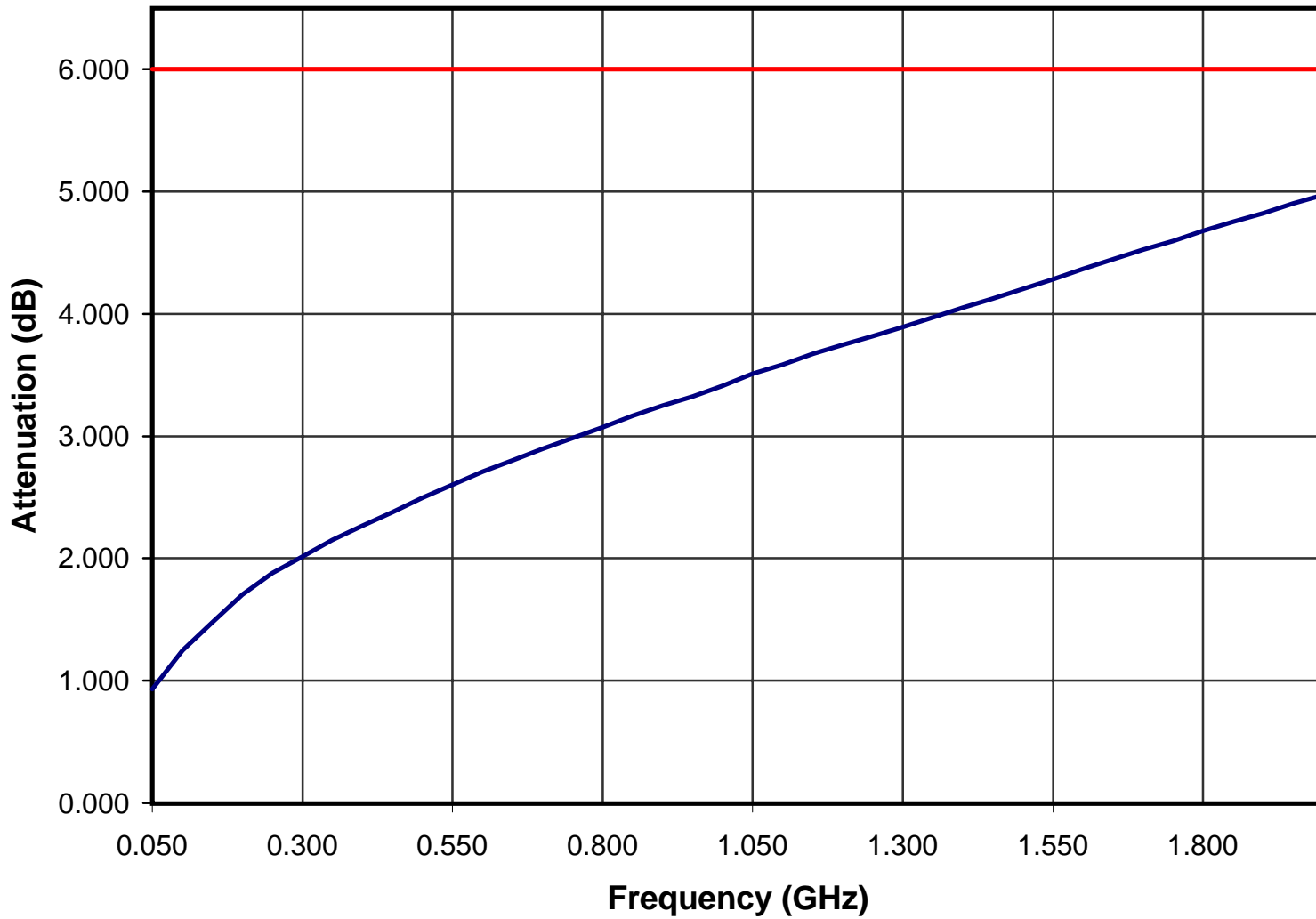
# Typical Measured Incremental Attenuation Performance

— 32 dB Cell  
— 16 dB Cell



### Typical Zero Insertion Loss (dB)

— 0 dB Setting  
— Spec (Max)



## 8310-37-2-F TEST DATA

FREQ. GHz	DB									Loss Spec dB (Max)
	0.00	0.25dB	0.5dB	1dB	2dB	4dB	8dB	16dB	32dB	
0.050	-0.930	-0.228	-0.496	-1.012	-2.031	-4.054	-8.043	-16.032	-31.972	6.000
0.100	-1.246	-0.236	-0.502	-1.013	-2.027	-4.044	-8.031	-16.042	-31.943	6.000
0.150	-1.476	-0.244	-0.499	-1.012	-2.016	-4.025	-8.012	-16.002	-31.950	6.000
0.200	-1.703	-0.251	-0.496	-1.005	-1.998	-4.002	-7.987	-15.983	-31.943	6.000
0.250	-1.882	-0.252	-0.498	-1.006	-1.990	-3.995	-7.982	-15.982	-31.954	6.000
0.300	-2.018	-0.258	-0.504	-1.008	-1.987	-3.991	-7.984	-15.989	-31.927	6.000
0.350	-2.149	-0.257	-0.505	-1.016	-1.995	-4.005	-7.998	-16.007	-31.932	6.000
0.400	-2.267	-0.258	-0.510	-1.022	-2.003	-4.017	-8.006	-16.013	-31.949	6.000
0.450	-2.379	-0.256	-0.505	-1.022	-2.009	-4.025	-8.011	-15.997	-31.948	6.000
0.500	-2.494	-0.256	-0.503	-1.020	-2.011	-4.026	-8.011	-15.996	-31.955	6.000
0.550	-2.601	-0.254	-0.499	-1.016	-2.011	-4.022	-8.000	-15.985	-31.942	6.000
0.600	-2.708	-0.259	-0.498	-1.019	-2.010	-4.021	-8.002	-15.993	-31.950	6.000
0.650	-2.802	-0.263	-0.510	-1.020	-2.001	-4.020	-8.020	-16.014	-31.932	6.000
0.700	-2.894	-0.261	-0.511	-1.027	-2.002	-4.016	-8.022	-16.019	-31.935	6.000
0.750	-2.985	-0.256	-0.512	-1.028	-1.996	-4.011	-8.023	-16.021	-31.930	6.000
0.800	-3.072	-0.259	-0.510	-1.027	-1.990	-4.008	-8.026	-16.018	-31.944	6.000
0.850	-3.166	-0.254	-0.506	-1.027	-1.983	-4.003	-8.030	-16.010	-31.923	6.000
0.900	-3.251	-0.267	-0.512	-1.023	-1.994	-4.018	-8.031	-16.014	-31.938	6.000
0.950	-3.324	-0.269	-0.514	-1.017	-2.002	-4.025	-8.025	-16.028	-31.959	6.000
1.000	-3.415	-0.268	-0.527	-1.010	-2.003	-4.029	-8.014	-16.037	-31.972	6.000
1.050	-3.509	-0.262	-0.533	-1.005	-2.005	-4.022	-8.001	-16.036	-31.955	6.000
1.100	-3.587	-0.254	-0.535	-1.007	-1.993	-4.027	-7.992	-16.037	-31.954	6.000
1.150	-3.672	-0.249	-0.532	-1.009	-1.983	-4.023	-7.985	-16.033	-31.946	6.000
1.200	-3.746	-0.254	-0.522	-1.013	-1.976	-4.026	-7.994	-16.029	-31.967	6.000
1.250	-3.817	-0.259	-0.520	-1.011	-1.981	-4.020	-8.017	-16.020	-31.996	6.000
1.300	-3.892	-0.266	-0.516	-1.017	-1.982	-4.023	-8.026	-16.012	-32.013	6.000
1.350	-3.970	-0.266	-0.512	-1.019	-1.974	-4.026	-8.020	-16.012	-32.002	6.000
1.400	-4.049	-0.265	-0.513	-1.019	-1.975	-4.033	-8.018	-16.014	-32.013	6.000
1.450	-4.124	-0.261	-0.507	-1.017	-1.967	-4.032	-8.013	-16.008	-32.027	6.000
1.500	-4.203	-0.254	-0.511	-1.015	-1.968	-4.034	-8.014	-16.003	-32.041	6.000
1.550	-4.285	-0.250	-0.507	-1.015	-1.962	-4.037	-8.011	-15.994	-32.062	6.000
1.600	-4.366	-0.251	-0.500	-1.016	-1.960	-4.038	-8.024	-15.979	-32.077	6.000
1.650	-4.445	-0.248	-0.494	-1.014	-1.960	-4.032	-8.038	-15.957	-32.096	6.000
1.700	-4.524	-0.250	-0.485	-1.013	-1.965	-4.021	-8.057	-15.937	-32.103	6.000
1.750	-4.594	-0.239	-0.485	-1.002	-1.970	-4.010	-8.049	-15.931	-32.117	6.000
1.800	-4.678	-0.230	-0.490	-1.000	-1.977	-4.012	-8.048	-15.931	-32.126	6.000
1.850	-4.756	-0.224	-0.488	-0.991	-1.990	-4.010	-8.044	-15.928	-32.157	6.000
1.900	-4.822	-0.226	-0.493	-0.985	-2.023	-4.019	-8.029	-15.938	-32.194	6.000
1.950	-4.901	-0.225	-0.485	-0.979	-2.071	-4.014	-8.000	-15.941	-32.222	6.000
2.000	-4.972	-0.230	-0.494	-0.975	-2.107	-4.023	-7.985	-15.915	-32.248	6.000

## 8310-37-2-F TEST DATA

Port A SWR	Port B SWR	SWR Spec (Max)
1.21	1.25	1.4
1.24	1.22	1.4
1.17	1.21	1.4
1.14	1.14	1.4
1.08	1.07	1.4
1.02	1.02	1.4
1.04	1.04	1.4
1.09	1.06	1.4
1.05	1.11	1.4
1.06	1.09	1.4
1.05	1.05	1.4
1.05	1.05	1.4
1.07	1.05	1.4
1.06	1.03	1.4
1.07	1.05	1.4
1.04	1.06	1.4
1.02	1.11	1.4
1.03	1.10	1.4
1.08	1.12	1.4
1.12	1.12	1.4
1.18	1.14	1.4
1.12	1.13	1.4
1.07	1.13	1.4
1.04	1.13	1.4
1.05	1.11	1.4
1.12	1.11	1.4
1.15	1.11	1.4
1.16	1.08	1.4
1.18	1.05	1.4
1.13	1.02	1.4
1.14	1.04	1.4
1.15	1.07	1.4
1.15	1.11	1.4
1.20	1.13	1.4
1.15	1.10	1.4
1.12	1.09	1.4
1.08	1.08	1.4
1.05	1.08	1.4
1.11	1.07	1.4
1.10	1.07	1.4