

SERIES ANC RESISTORS, TERMINATIONS


High Power Chip, Aluminum Nitride – 50 & 100 Ohms

GENERAL INFORMATION

When mounted on an appropriate heat sink, these chip devices provide high power dissipation in terminations and as balancing resistors in Wilkinson power divider networks. Laser trimming provides maximum R.F. power capability. Aluminum nitride is used for those applications where the use and disposal of beryllium oxide is a concern.

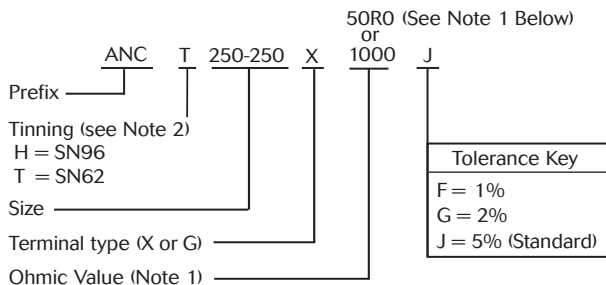
RoHS
Compliant

AEROFLEX
A passion for performance.



ORDERING INFORMATION

EXAMPLE: Typical Model No.



NOTE A

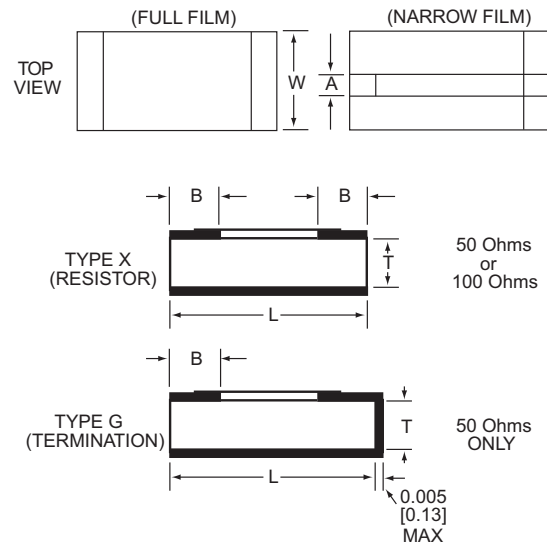
- Resistance value is expressed using military 4-digit call-out.
50R0 = 50 ohms
1000 = 100 ohms

Other values from 10–500 ohms may be available as special order.
Contact factory for availability.
- Tinning with SN96 "Lead Free" high temperature solder will maintain RoHS compliance.

GENERAL SPECIFICATIONS

Solderable Terminals	Electroplated Silver over Nickel
Substrate	Aluminum Nitride
Resistive Element	Thin Film

PHYSICAL DIMENSIONS



PERFORMANCE SPECIFICATIONS

Model Prefix	W		L		T		A		B		Capacitance (pF) Typical	Termination VSWR Typical	Power CW	FREQ. GHz
	in	[mm]	in	[mm]	in	[mm]	in	[mm]	in	[mm]				
ANC 50-50	0.050	[1,27]	0.050	[1,27]	0.010	[0,25]	N/A		0.010	[0,25]	0.5	1.25	5	DC-4.0
ANC 50-100	0.050	[1,27]	0.100	[2,5]	0.010	[0,25]	N/A		0.020	[0,51]	1.0	1.25	10	DC-2.0
ANC 100-200	0.100	[2,5]	0.200	[5,1]	0.040	[1,02]	N/A		0.030	[0,76]	1.0	1.25	10	DC-4.0
ANC 200-200	0.200	[5,1]	0.200	[5,1]	0.040	[1,02]	0.085	[2,2]	0.040	[1,02]	1.2	1.25	30	DC-4.0
ANC 250-250-40	0.250	[6,4]	0.250	[6,4]	0.040	[1,02]	0.085	[2,2]	0.050	[1,27]	1.0	1.15	40	DC-2.5
ANC 250-250-80	0.250	[6,4]	0.250	[6,4]	0.040	[1,02]	N/A		0.050	[1,27]	1.6	1.25	80	DC-1.0
ANC 250-375	0.250	[6,4]	0.375	[9,5]	0.040	[1,02]	N/A		0.050	[1,27]	4.5	1.25	125	DC-1.0
ANC 350-225	0.350	[8,9]	0.225	[5,7]	0.040	[1,02]	0.045	[1,14]	0.050	[1,27]	1.4	1.25	100	DC-2.0
ANC 375-375	0.375	[9,5]	0.375	[9,5]	0.040	[1,02]	0.250	[6,4]	0.050	[1,27]	4.5	1.25	200	DC-1.0

KEY: Inches [Millimeters] .XX ±0.03 .XXX ±0.010 [X ±0.8 .XX ±0.25]

AEROFLEX
INMET

300 Dino Drive, Ann Arbor, MI 48103
Tel: 888-244-6638 or 734-426-5553 • Fax: 734-426-5557
www.aeroflex.com/inmet • inmet@aeroflex.com