

Model 3T Model 4T Fixed Coaxial Attenuators

dc to 12.4 GHz
dc to 18.0 GHz
2 Watts

Ruggedized SMA Connectors



Features

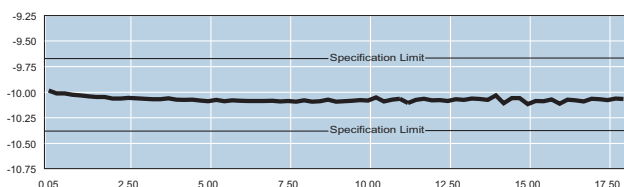
- /// Rugged injection molded connectors.
- /// Designed to meet environmental requirements of MIL-DTL-3933.
- /// Small Package Size
- /// Usable to 22 GHz.

Specifications

NOMINAL IMPEDANCE: 50 Ω

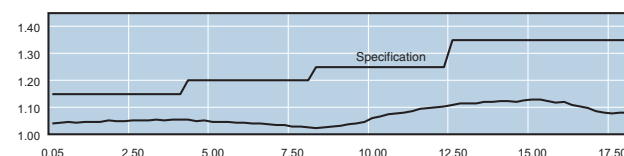
FREQUENCY RANGE: Model 3T: dc to 12.4 GHz
Model 4T: dc to 18.0 GHz

MAXIMUM DEVIATION OVER FREQUENCY:		
Nominal ATTN (dB)	3T	4T
1 - 6	± 0.30	± 0.30
7 - 12	± 0.30	± 0.50
20	± 0.50	± 0.70
30, 40	± 0.75	± 1.00
50, 60	± 1.00	± 1.50



Typical Attenuation Performance of 4T-10

MAXIMUM SWR:		
Frequency (GHz)	3T	4T
dc - 4	1.15	1.15
4 - 8	1.20	1.20
8 - 12.4	1.25	1.25
12.4 - 18	- - -	1.35



Typical SWR of a Model 4T-10

POWER RATING: 2 watts **average** to 25°C ambient temperature, derated linearly to 0.5 watts at 125°C. 500 watts **peak** (5 μsec pulse width; 0.2% duty cycle).

POWER COEFFICIENT: < 0.005 dB/dB/watts

TEMPERATURE COEFFICIENT: < 0.0004 dB/dB/°C

TEMPERATURE RANGE: -55°C to +125°C

TEST DATA: Insertion Loss and SWR Testing performed across frequency range. Test data available at additional cost.

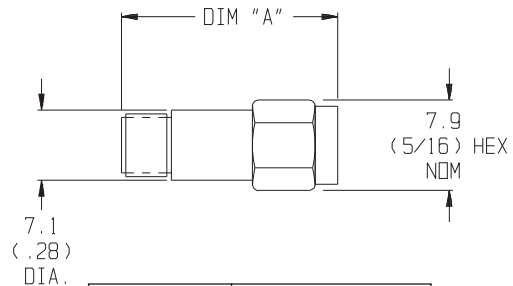
CONNECTORS: SMA connectors per MIL-STD-348 interface dimensions - mate nondestructively with MIL-C-39012 connectors.

CONSTRUCTION: Passivated stainless steel body and connectors; gold plated beryllium copper contacts.

WEIGHT (Both Models):

dB VALUE	WEIGHT (Net)
1 - 12	3.9 g (0.14 oz)
20	4.3 g (0.15 oz)
30	4.9 g (0.17 oz)
40, 50, 60	6.5 g (0.23 oz)

PHYSICAL DIMENSIONS:



dB VALUE	DIM A ± 0.5 (0.02)
1 - 12	21.8 (0.86)
20	23.9 (0.94)
30	26.5 (1.04)
40, 50, 60	34.0 (1.85)

NOTE:

1. All dimensions are given in mm (inches) and are maximum, unless otherwise specified.
2. Unit available with RoHS compliant materials, specify when ordering.

MODEL NUMBER DESCRIPTION:

Example:

