

SERIES KAC


Surface Mount Terminations (SMT)

High Power, Aluminum Nitride (AlN), 10 - 150 Watts



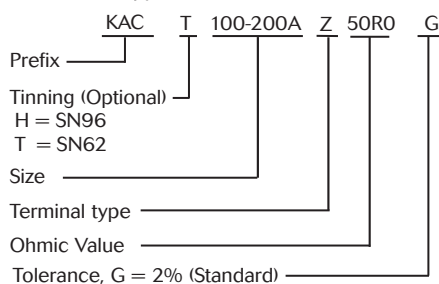
GENERAL INFORMATION

Aeroflex / KDI's series of High Power Surface Mount Terminations are ideal for high frequency applications where small size and low costs are an important design criteria. The ability of these chips to be directly mounted to the PC Board eliminates the need for expensive mounting flanges and input tabs. Large solderable surface areas on the bottom of the chips allows for higher power dissipation in smaller sizes. All KAC series chips are manufactured using environmentally friendly Aluminum Nitride ceramic and are classified as RoHS compliant.



ORDERING INFORMATION

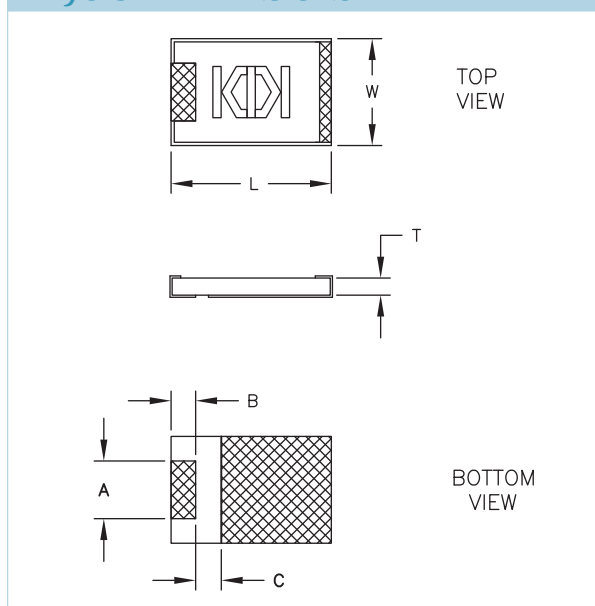
EXAMPLE: Typical Model No.



NOTE

Tinning with SN96 "Lead Free" high temperature solder will maintain RoHS compliance.

PHYSICAL DIMENSIONS



GENERAL SPECIFICATIONS

Substrate	Aluminum Nitride
Solderable Terminals	Electroplated Silver over Nickel
Resistive Element	Proprietary Thick Film
Operating Temperature	-55 to +150°C
Impedance (Nominal)	50 Ohms

PERFORMANCE SPECIFICATIONS

Model Prefix	W in (mm)	L in (mm)	T in (mm)	A in (mm)	B in (mm)	C in (mm)	VSWR	Power CW	Frequency GHz
KAC 60 – 120A	0.060 (1,52)	0.120 (3,05)	0.025 (0,64)	0.054 (1,37)	0.026 (0,66)	0.013 (0,33)	1.25	10	DC – 4.0
KAC 100 – 200A	0.100 (2,5)	0.200 (5,1)	0.040 (1,02)	0.050 (1,27)	0.025 (0,64)	0.035 (0,89)	1.25	20	DC – 2.5
KAC 250 – 250A	0.250 (6,4)	0.250 (6,4)	0.040 (1,02)	0.040 (1,02)	0.043 (1,09)	0.020 (0,51)	1.25	75	DC – 4.0
KAC 250 – 375A	0.250 (6,4)	0.375 (9,5)	0.040 (1,02)	0.135 (3,43)	0.058 (1,47)	0.060 (1,52)	1.25	100	DC – 3.0
KAC 375 – 375A	0.375 (9,5)	0.375 (9,5)	0.040 (1,02)	0.125 (3,18)	0.057 (1,48)	0.030 (0,76)	1.25	150	DC – 3.0

KEY: Inches [Millimeters] .XX ±.03 .XXX ±.010 [LX ±0.8 .XX ±0.25]



60 South Jefferson Road, Whippany, NJ 07981
 Tel: 973-887-8100 • Fax: 973-560-1372
www.aeroflex.com/kdi-resistor • kdi-sales@eroflex.com

