

# EQUALIZER

Negative Slope, 2 - 18 GHz, Fixed

## SPECIFICATIONS:

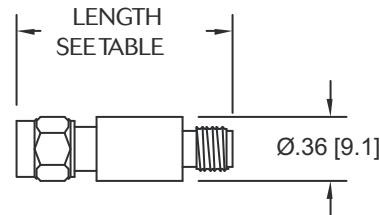
Models: EQ 1251-XX, EQ 1251-XXM, EQ 1251-XXF

<b>Electrical:</b>	
Frequency Range _____	2 - 18 GHz
Response Shape _____	Negative Slope
Insertion Loss at 18 GHz:	
3 - 6 dB _____	1.5 dB
7 - 10 dB _____	2.0 dB
11 - 15 dB _____	2.5 dB
16 - 20 dB _____	4.0 dB
21 - 35 dB _____	6.0 dB
Amplitude at 2 GHz _____	3 to 35 dB
Linearity: (Relative to loss at 18 GHz)	
3 - 10 dB _____	±0.75 dB
11 - 15 dB _____	±1.5 dB
16 - 20 dB _____	±3.0 dB
21 - 35 dB _____	±4.0 dB
VSWR:	
Input/Output _____	1.80:1 Max.
<b>Mechanical:</b>	
Housing _____	Passivated Stainless Steel
SMA Connectors _____	Passivated Stainless Steel
<small>Mates with MIL-STD-348</small>	
Conductors _____	Gold Plated Beryllium Copper
Temperature Range:	
Operating _____	-54°C to +125°C
Non-Operating _____	-65°C to +125°C

For Epoxy sealed Connector add -440 to Model Number



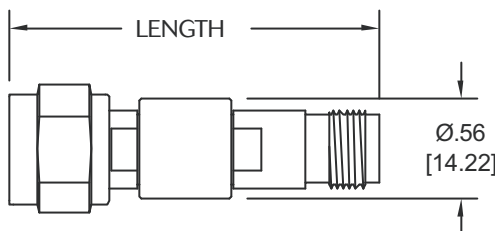
Model Number: **EQ1251-XX**  
SMA CONNECTORS



Connector Configuration	OVERALL LENGTH	
	3 - 17 dB	18 - 35 dB
Male/Female	1.205 ±0.025 [30.61 ±0.64]	1.575 ±0.025 [40.01 ±0.64]
Male/Male	1.330 ±0.030 [33.78 ±0.76]	1.705 ±0.030 [43.31 ±0.76]
Female/Female	1.060 ±0.015 [26.92 ±0.38]	1.445 ±0.015 [36.70 ±0.38]

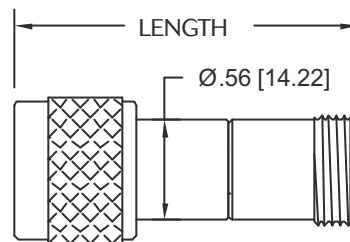
See Website for Typical Performance Graphs and Application Notes

Model Number: **EQ1251 T-XX**  
TNC CONNECTORS



Connector Configuration	OVERALL LENGTH	
	3 - 17 dB	18 - 35 dB
Male/Female	2.07 ±0.03 [52.58 ±0.76]	2.44 ±0.03 [61.98 ±0.76]
Male/Male	1.96 ±0.03 [49.78 ±0.76]	2.34 ±0.03 [59.44 ±0.76]
Female/Female	2.16 ±0.03 [54.86 ±0.76]	2.54 ±0.03 [64.52 ±0.76]

Model Number: **EQ1251 N-XX**  
TYPE N CONNECTORS



Connector Configuration	OVERALL LENGTH	
	3 - 17 dB	18 - 35 dB
Male/Female	1.90 ±0.03 [48.26 ±0.76]	2.28 ±0.03 [57.91 ±0.76]
Male/Male	1.82 ±0.03 [46.23 ±0.76]	2.20 ±0.03 [55.88 ±0.76]
Female/Female	1.99 ±0.03 [50.55 ±0.76]	2.37 ±0.03 [52.58 ±0.76]

### HOW TO ORDER:

Model Number: **EQ1251 Z-XXY-ZZZ**

Connector Type  
= SMA  
N = Type N  
T = TNC

dB Value

440 = Epoxy Sealed Connectors.

Connector Configuration  
= Male/Female  
F = Fem/Fem  
M = Male/Male

### Ordering Examples:

Model Number: **EQ1251-03**  
3 dB; SMA - Male/Fem

Model Number: **EQ1251 N-18F**  
18 dB; Type N - Fem/Fem

Model Number: **EQ1251-06-440**  
6 dB; SMA - Male/Fem; Epoxy Sealed S/A

Note: Dimensions in Brackets are Expressed in Millimeters and are for Reference Only.

Design, specifications are subject to change without notice. Contact factory for technical specifications before purchasing or use.

EQ 1251: REV K



Aeroflex / Inmet, Inc. • 300 Dino Drive, Ann Arbor, MI 48103 • U.S.A.  
888-244-6638 or 734-426-5553 • FAX: 734-426-5557  
www.aeroflex.com/inmet • inmet@aeroflex.com